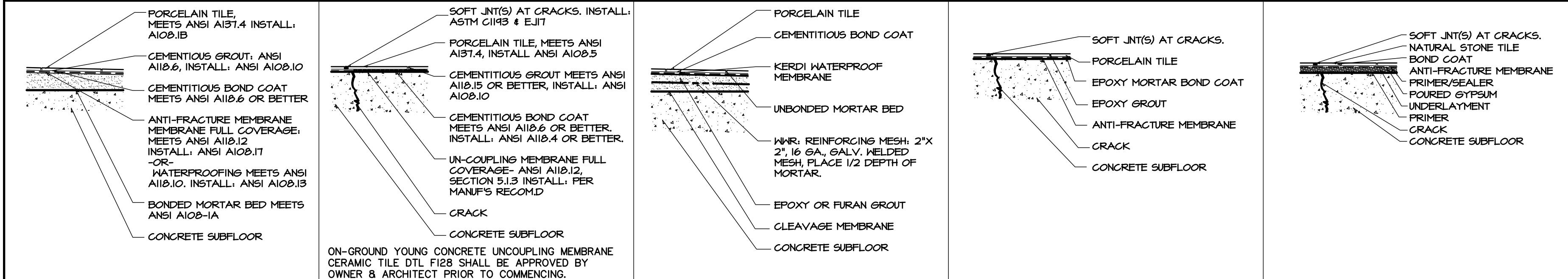


TCNA INSTALLATION & MISCELLANEOUS DETAILS

TCNA= TILE COUNCIL OF NORTH AMERICA. DETAILS ARE SHOWN AS A GUIDE. REFER TO CURRENT TCNA INSTALLATION FOR ACTUAL.



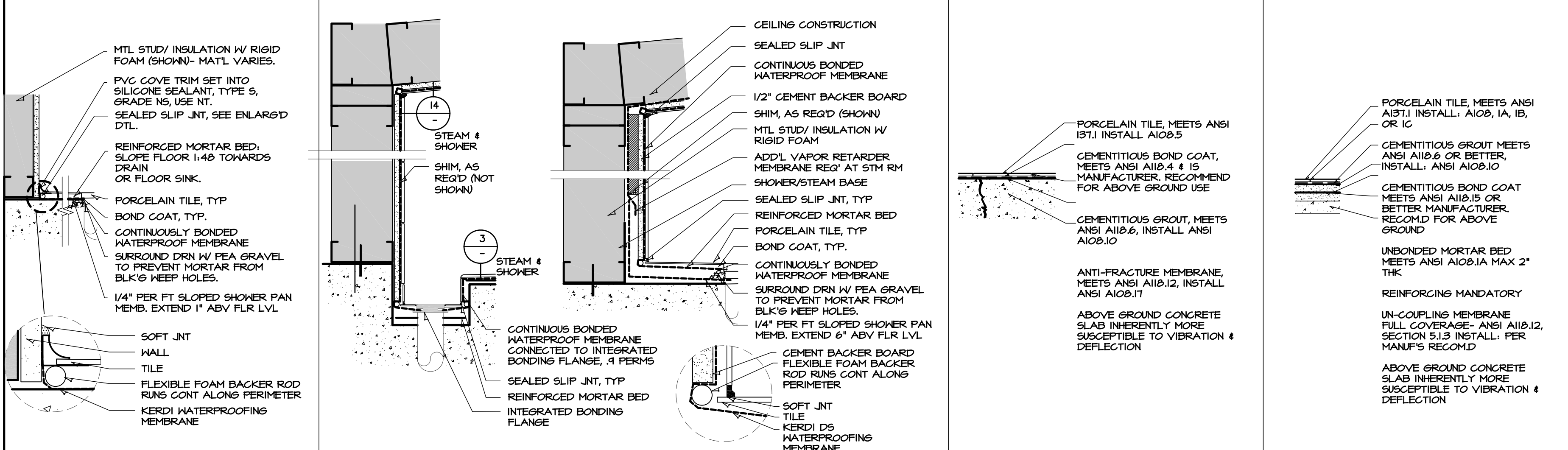
1 BONDED MORTAR BED, INSTALL METHOD: F12 BONDED WATERPROOF MEMBRANE ANSI 118.10 ENVIRONMENTAL CLASSIFICATION: COM 2 MOVEMENT JNT- ACCORDING TO EJ17 & ASTM C1193

2 ON GRND CEMENT GROUT, INSTALL METHOD: F13 CRACK ISOLATION MEMBRANE, ANSI A118.12 ENVIRONMENTAL CLASSIFICATION: COM 2 MOVEMENT JNT- ACCORDING TO EJ17

3 UNBONDED MORTAR BED F14 BONDED WATERPROOF MEMBRANE ANSI 118.10 ENVIRONMENTAL CLASSIFICATION: COM 2 MOVEMENT JNT- ACCORDING TO EJ17

4 ON GRND EXPOXY MORTAR, F13, F125-FULL CRACK ISOLATION MEMBRANE, ANSI A118.12 ENVIRONMENTAL CLASSIFICATION: COM 2 MOVEMENT JNT- ACCORDING TO EJ17

5 ON GRND CONC NAT STONE F200 STN, F125-FULL CRACK ISOLATION MEMBRANE, ANSI A118.12 ENVIRONMENTAL CLASSIFICATION: COM 2 MOVEMENT JNT- ACCORDING TO EJ17



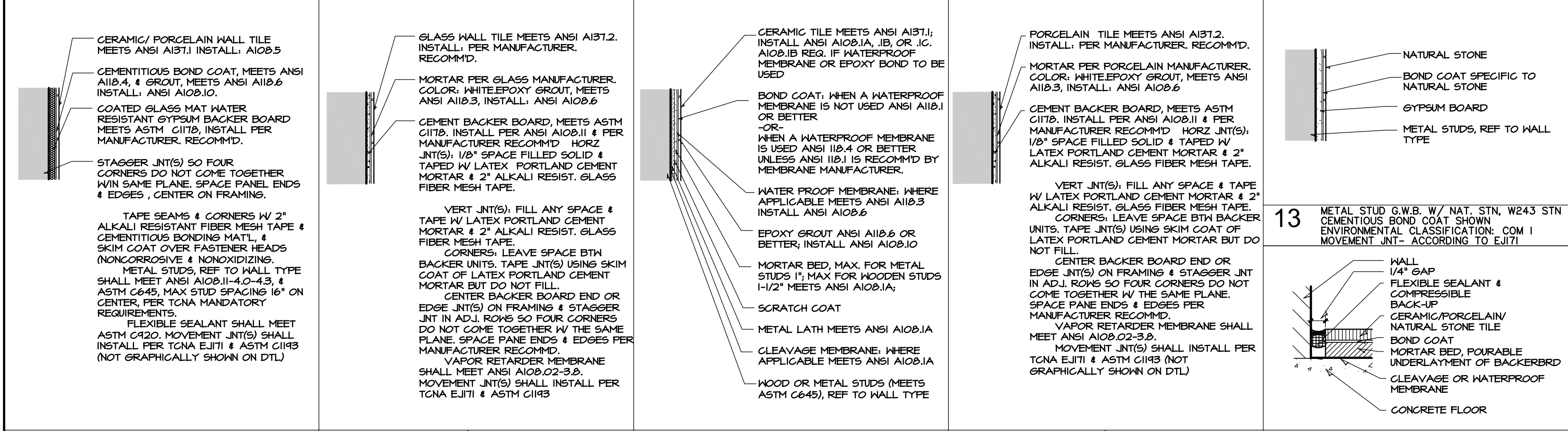
6 INSTALL METHOD: SR613 SIM-BONDED WATERPROOF MEMBRANE ANSI 118.10 ENVIRONMENTAL CLASSIFICATION: COM 4 MOVEMENT JNT- ACCORDING TO EJ17

7 SHOWER RM: SR613, INTEGRATED BONDING FLANGE BONDED WATERPROOF MEMBRANE ANSI 118.10 ENVIRONMENTAL CLASSIFICATION: RES 4 / COM 4 MOVEMENT JNT- ACCORDING TO EJ17

8 STEAM RM: SR613, BASE W/ SHOWER PAN MEMB. BONDED WATERPROOF MEMBRANE ANSI 118.10 ENVIRONMENTAL CLASSIFICATION: RES 4 / COM 4 MOVEMENT JNT- ACCORDING TO EJ17

9 ABOVE GROUND CONCRETE & F13 CRACK ISOLATION MEMBRANE, ANSI 118.12 ENVIRONMENTAL CLASSIFICATION: COM 2 MOVEMENT JNT- ACCORDING TO EJ17

10 UNBONDED MORTAR BED, INSTALL METHOD: F14 ENVIRONMENTAL CLASSIFICATION: COM 2 MOVEMENT JNT- ACCORDING TO EJ17 & ASTM C1193



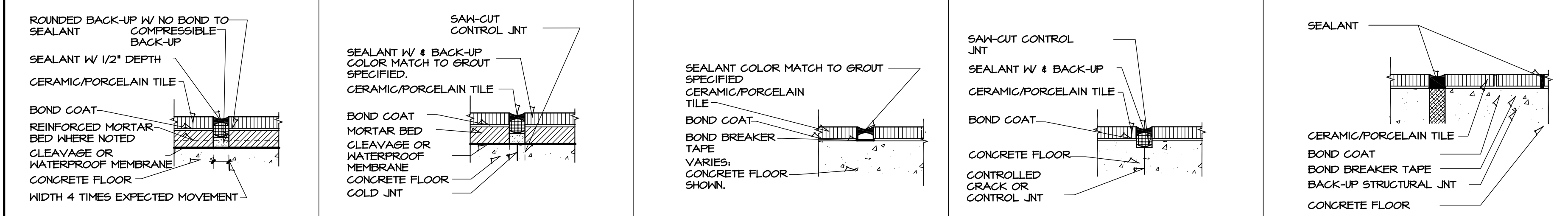
11 MTL STD COATED GLASS MAT W/ CER. TILE W245 CEMENTITIOUS BOND COAT SHOWN ENVIRONMENTAL CLASSIFICATION: COM 2 MOVEMENT JNT- ACCORDING TO EJ17

12 BACKER BOARD W/ GLASS TILE 244C EPOXY BOND COAT SHOWN ENVIRONMENTAL CLASSIFICATION: COM 2

13 WATERPROOFING, EPOXY GROUT

14 BACKER BOARD W/ PORCELAIN TILE 244C EPOXY BOND COAT SHOWN ENVIRONMENTAL CLASSIFICATION: COM 2

15 PERIMETER JNT TCNA: EJ17, 1,6



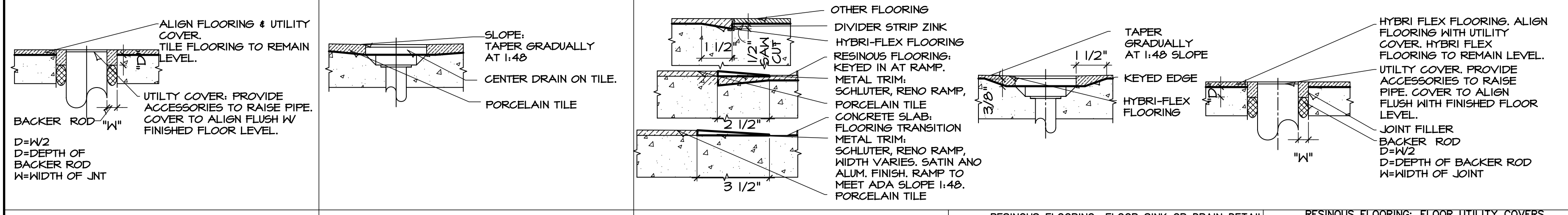
16 EXPANSION JNT TCNA: EJ17, C, E, H G.C. TO FIELD IDENTIFY LOCATION ALT FINISHES EXPANSION JOINT: REF 19/A8.6

17 CONSTRUCTION JNT TCNA: EJ17A G.C. TO FIELD IDENTIFY LOCATION

18 GENERIC MOVEMENT JNT TCNA: EJ17F G.C. TO FIELD IDENTIFY LOCATION

19 CONTRACTION JNT TCNA: EJ17B G.C. TO FIELD IDENTIFY LOCATION

20 ISOLATION JNT TCNA: EJ17D G.C. TO FIELD IDENTIFY LOCATION



21 PERIMETER JNT TCNA: EJ17, 1,6

22 PORCELAIN TILE: FLOOR UTILITY COVERS

23 PORCELAIN TILE FLOOR DRAIN

24 RESINOUS FLOORING: KEYED TRANSITION EPOXY, 1/4" THK TROWEL ON QUARTZ CHIPS SHALL MEET OR EXCEED ASTM C722-04

25 RESINOUS FLOORING: FLOOR SINK OR DRAIN DETAIL EPOXY, 1/4" THK TROWEL ON QUARTZ CHIPS SHALL MEET OR EXCEED ASTM C722-04

26 RESINOUS FLOORING: FLOOR UTILITY COVERS EPOXY, 1/4" THK TROWEL ON QUARTZ CHIPS SHALL MEET OR EXCEED ASTM C722-04

FINISH MATERIAL GENERAL NOTES

INTERIORS	
ID #	GENERAL NOTE
01	G.C. TO PROVIDE & INSTALL MAT'L'S PER MANUF'S RECOMM. PROVIDE ACCESSORIES, TRIM COMPONENTS, ETC REQ'D FOR COMPLETE INSTALL OF SPECIFIED MAT'L.
02	FLOOR, WALL, CEILING: OPEN AREAS BENEATH/EQUIPMENT, CABINETS, & MILLWORK, INSTALLER TO EXTEND NEW FINISH TO COVER OPEN AREA (APPLIES TO VIEWABLE AREAS ONLY) COLORS NOTED ARE FOR BIDDING PURPOSES ONLY. FINAL COLOR SELECTIONS BY ARCHITECT PRIOR TO ORDERING MATERIALS.
03	GRANITE SHALL BE COMMERCIAL GRADE, CALIBRATED, GRADED & POLISHED TO SHARP REFLECTIONS. SHOWER & STEAM ROOM SHALL HAVE WATER/VAPOR PROOF MATERIALS. INSTALLATION SHALL BE COMPLIANT WITH CURRENT MAT'L GUIDELINES TO MAINTAIN WATER/VAPOR PROOFING.
04	ALL FINISHES PRODUCING NOXIOUS OR IRRITATING FUMES OR ODORS (ELECTROSTATIC PAINTING, FLOOR FINISHING, ETC) SHALL BE DONE ONLY AFTER BUILDING MANAGEMENT REVIEW & ONLY AFTER BUSINESS HOURS.
05	PROVIDE A SUBMITTAL SCHEDULE ALLOWING FOR LONG LEAD TIME ITEMS TO PREVENT SUBSTITUTIONS.
06	FOLLOW WATERPROOF MEMBRANE MANUF'S DIRECTIONS FOR INTERFACE BETWEEN DRAIN & MEMBRANE.
07	PROPER CURING/DRYING OF UNDERLAYMENTS PRIOR TO APPLICATION OF TILE IS CRITICAL FOR PROPER PERFORMANCE ORGANIC SOLVENT ADHESIVES WHERE TCNA ALLOWABLE. NET BONDING FOR ALL AREAS W/ THE EXCEPT TO STEAM ROOM, STEAM CONTACT ADHESIVE TO OBTAIN A HIGHER HEAT RESISTANCE.
08	NATURAL STONE TILE, REINFORCED STONE TILES REQUIRE EPOXY BONDING MORTAR. CALIBRATED, POLISHED FINISH.

FLOORING	
ID #	GENERAL NOTE
01	INSTALL VCT TILE NORTH/SOUTH DIRECTION. CHECKERBOARD INSTALLATION, UNLESS NOTED OTHERWISE.
02	CONTR. SHALL FIELD VERIFY EXACT LOCATIONS & SIZE OF ALL FLOORING JOINTS (EX: AT STRUC FOOTINGS) ON CONCRETE FLOOR. ADD'L PREP REQ'D AT JOINTS. FOLLOW MANUF'S RECOMM'D. TYP. APPLY TO NEW & EXISTING.
03	ALL VCT, GORK/RUBBER, & OTHER HARD SURFACE FLOORING TO BE PREPPED & SEALED PER MANUF'S RECOMM'D(S)
04	CHANGE IN HEIGHT: THICKNESS OF MAT'L MAY NOT MATCH ADJACENT MAT'L THICKNESS. AREAS OTHER THAN LOCATIONS SPECIFIED TO RECEIVE TRANSITION STRIP.
05	ALIGN TRANSITION OF FLOOR MAT'L ON CENTER OF DOORWAY. PROVIDE TRANSITION AS INDICATED BELOW.
06	PORCELAIN TILE TO CONCRETE: 20A&6 CARPET TO RESILIENT: 9A&6 RADIUS INSTALL TILE TO CARPET: 10A&6 PORCELAIN TILE TO CARPET: 13A&6
07	LOCATION OF TILEWORK JOINTS, EJ17. INTERIOR TILEWORK EXPOSED TO MOISTURE: 8'-12" EACH DIRECTION. INTERIOR TILEWORK: 20'-25' IN EACH DIRECTION. PERIMETER JOINTS: REQ'D WHERE TILEWORK ABUTS RESTRAINING SURFACE. JOINTS IN CONCRETE: CONST./COLD JNT, CONTRACTION/CONTR. JNT, EXPAN./INT., 150' INT., PER TCNA
08	REMOVE EXISTING FLOORING, ADHESIVE & MASTIC AT ALL EXISTING FLOORING SCHEDULED FOR DEMOLITION. PATCH & PREP SUBFLOOR TO MEET MANUF'S REQUIREMENTS FOR NEW FLOORING MATERIALS. FLOAT SUBFLOOR AS NECESSARY TO ACHIEVE A SMOOTH & LEVEL FLOORING SURFACE.
09	WATERPROOFING & VAPOR RETARDING DETAILS AT MEMBRANE PENETRATIONS PER MANUF'S RECOMM'D.


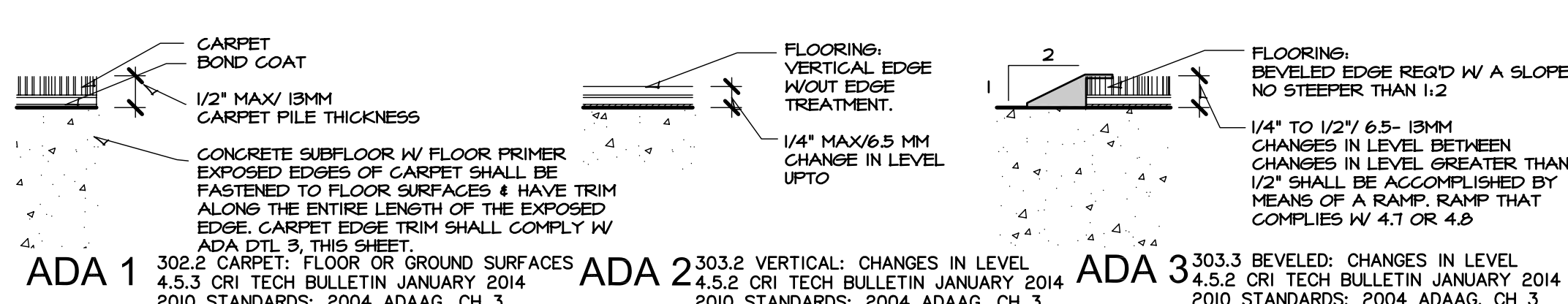
BASE	
ID #	GENERAL NOTE
01	RUBBER COVE BASE ON ALL BUILT-IN BASE CABINETS, LOCKER BASES, EXPOSED STRUC COLUMNS, ETC. G.C. TO PROVIDE & INSTALL CABINET BASE & LOCKER BASE FRAMEWORK. FRAMEWORK HEIGHT SHALL BE 4" HEIGHT. COORDINATE LENGTH & WIDTH W/ MILLWORK CONTRACTOR & LOCKER SUPPLIER.
02	WHERE SPECIFIED PROVIDE CONTINUOUS LENGTH OF RUBBER BASE W/ FIELD FORMED CORNERS.
03	PROVIDE SANITARY COVE TILE BASE AT ALL CERAMIC TILE IN RESTROOMS.

WALL	
ID #	GENERAL NOTE
01	COORDINATE PRE-INSTALLATION MEETING FOR PATTERNED WALL TILE. PROVIDE SHOP DRAWINGS TO CONFIRM TILE LAYOUT BEFORE INSTALLATION.
02	PATCH & PREP ALL EXISTING WALLS TO REMAIN FOLLOWING DEMO. CONFIRM EQUIPMENT MOUNTING HEIGHTS W/ TENANT PRIOR TO RE-INSTALL.
03	PROVIDE ALL CERAMIC TILE TRIM PIECES - BULLNOSE, INSIDE/ OUTSIDE CORNERS, ETC. METAL TRIM PIECE WHERE NOTED
04	ALL EXISTING DOORS REMAINING TO RECEIVE TOUCH-UP FINISH AS NEEDED.
05	INTERIOR H.M. FRAMES & DOORS: PAINT, BLACK. EXTERIOR H.M. DOORS & FRAMES SHALL MATCH ADJACENT WALL FINISH MATERIAL ON EXT SIDE (COLOR 1) & INT SIDE (COLOR 2) PAINT ALL METAL DOORS, VISION PANEL FRAMES, SIDELIGHT FRAME & WINDOW FRAMES, UNLESS OTHERWISE NOTED.
06	G.C. TO PAINT EXPOSED SIDE OF G.M.B. AT NEW CONSTRUCTION, UNLESS OTHERWISE NOTED. PROVIDE A SMOOTH LEVEL 4 DRYWALL FINISH ON ALL GYPSUM WALLS & CEILING SOFFITS, ETC. UNLESS OTHERWISE NOTED. LEVEL 4 IS PER CURRENT VERSION OF RECOMMENDED LEVELS OF GYPSUM BOARD FINISH ACCESSED ON THE GYPSUM ASSOCIATION WEBSITE. GA-214-15
07	GENERAL CONTRACTOR & WALL FINISH CONTRACTOR SHALL COORDINATE INSTALL OF FINISH MATERIALS. G.C. SHALL INSURE THE SURFACE CONDITION WILL NOT ADVERSELY AFFECT THE INSTALLATION OF THE WALL FINISH.
08	ELECTRICAL COVER PLATES: COLORS VARY UPON FINISH MATERIALS OF WALLS. STAINLESS STEEL OCCURS WHERE LOCATED WITHIN A MIRRORING SURFACE. BLACK WHERE LOCATED WITHIN A 'BLACK' COLOR WALL FINISH, WHITE WHERE LOCATED WITHIN A 'WHITE' COLOR WALL FINISH, GREY WHERE LOCATED WITHIN A 'GREY' COLOR WALL FINISH. CONFIRM COLOR WITH OWNER PRIOR TO ORDERING.
09	WALLS AT MOP & UTILITY SINK TO RECEIVE 8" HT X 4" FRP PANELS, PAINT UPPER WALL. (2) PANELS AT CORNER MOPSINKS. COMPLETE FRP INSTALLATION W/ ACCESSORIES & TRIM.
10	PAINTED WALLS: CONFIRM COLOR W/ OWNER PRIOR TO COMMENCING. PAINT SHEETS: REFER TO MANUF'S STANDARD DEFINITION FOR GLOSS RANGE ON THE FOLLOWING PAINT SHEETS: EGGSHELL. PAINTED WALLS RECEIVE A TINTED PRIMER THAT COORDINATES W/ FINISH COLOR. PROVIDE SEMI GLOSS FINISH IN LAUNDRY ROOM & JANITOR'S CLOSET. PROVIDE EGGSHELL FINISH FOR ALL OTHER LOCATIONS.
11	PAINTED WALLS RECEIVE A TINTED PRIMER THAT COORDINATES W/ FINISH COLOR.
12	ALL WALL SURFACES TO BE PROPERLY PREPARED W/ RELEASE PRIMER PRIOR TO INSTALLATION OF WALLCOVERINGS WHERE WALLCOVERING IS NOTED AS WALL FINISH.

CEILING	
ID #	GENERAL NOTE
01	CENTER CEILING GRID & TILE LAYOUT IN EA. ROOM UNLESS OTHERWISE NOTED. DO NOT INSTALL LESS THAN 2" SLIVER CL6 TILE.
02	PAINT SOFFITS, CEILINGS, ETC. COLOR: WHITE UNLESS OTHERWISE NOTED. PAINT UNDERSIDE & FACE OF SOFFIT PAINT UNLESS NOTED OTHERWISE
03	REFER TO REFLECTED CEILING PLANS FOR ADD'L SOFFIT & CEILING DETAILS.
04	PAINT ALL OPEN STRUCTURE CEILINGS INCLUDING ALL EXPOSED COMPONENTS COLOR, BLACK UNLESS NOTED OTHERWISE.

MISCELLANEOUS	
ID #	GENERAL NOTE
01	PROVIDE BLOCKING @ WALLS SCHED'D FOR WALL HUNG EQUIP. EQUIPMENT IS OWNER FURNISHED & GENERAL CONTRACTOR INSTALLED UNLESS OTHERWISE NOTED.
02	ROOM SIGNS ARE PROVIDED BY OWNER & GENERAL CONTRACTOR INSTALLED UNLESS OTHERWISE NOTED. ALL OTHER SIGNS ARE PROVIDED & INSTALLED BY GENERAL CONTRACTOR. OWNER SHALL REVIEW & APPROVE PRIOR TO FABRICATION.
03	G.C. SHALL INSTALL SIGNAGE AT INTERIOR OPENINGS TO ELEVATORS, ELEVATOR EQUIPMENT ROOM, STAIRS, POOL, RESTROOMS, LOCKER ROOMS OR EXTERIOR EXITS.
04	PUBLIC AREAS: WALLS W/ EXTERNAL CORNERS SHALL RECEIVE CORNER GUARDS. HEIGHT VARIES. REFER TO DETAIL 21/A8.6.
05	PAINT GRILLS, WALL DIFFUSERS, ELECTRICAL PANELS, WALL MOUNTED BOXES, ACCESS PANELS, ETC., WHICH ARE EXPOSED IN FINISHED SPACES TO MATCH THE SURFACE ON WHICH THEY OCCUR. IF THE ITEM IS ON A WALL-COVERED WALL, PROVIDE A CUSTOM PAINT COLOR TO MATCH. CONTACT ARCHITECT FOR COLOR APPROVAL.
06	CLEAN JOB SITE REMOVING SCRAPS, DEBRIS & WASTE MATERIALS DAILY.

COMMERCIAL	
ID #	DESCRIPTION
CR1-1	GRI 104 UTILIZES PUBLISHED DOCUMENTS FROM THE CARPET & RUG INSTITUTE & AMERICAN SOCIETY FOR TESTING & MATERIALS (ASTM) INTERNATIONAL STANDARDS.
CR1-2	INSTALLATION PROCEDURES & MATERIALS. FOLLOW MANUF'S RECOMM'D(S) &/or STANDARD FOR INSTALLATION OF COMMERCIAL CARPET, GRI-104
CR1-3	QUALIFICATIONS OF THE INSTALLATION CONTRACTOR: FLOOR COVERING INSTALLATION BOARD CERTIFIED, OR CERTIFIED BY THE MANUF. & GRI SEAL OF APPROVAL STATUS.
CR1-4	INSTALLATION SHALL MAINTAIN MANUF'S WARRANTIES. TYPE OF INSTALL: DIRECT GLUE DOWN AT BROADLOOM, ADHESIVE DOT EACH CORNER ON CARPET TILES, UNO
CR1-5	CERTIFICATION THAT MATERIALS MEET FEDERAL, STATE & LOCAL GOVERNMENT ORDINANCES FOR FLAMMABILITY & ADA REQSNTS. ASTM, AATCC, NFPA, FTM, AND/OR FLAMMABILITY REQSNTS: MEET FFI-10 FOUND IN 16 CFR 1630 (CODE OF FEDERAL REGULATIONS), PAGES PILL TEST METHOD, PAGES FLOORING RADIANT PANEL TEST
CR1-6	GRI RECOMMENDED CRITICAL RADIANT FLUX GLASS LIMITS FOR SPECIFIC INSTALLATIONS WHERE AUTOMATIC SPRINKLER PROTECTION IS NOT PROVIDED: CLASS 2 > 22 WATTS PER SQ CM W/IN EXITS & ACCESS TO EXITS OF DAY CARE CENTERS.
CR1-7	CARPET MAINTENANCE. PROVIDE MANUFACTURER MAINTENANCE INSTRUCTIONS & MAINTENANCE CONTRACT
CR1-8	SPECIAL INSTALLATION INSTRUCTIONS. CALCULATION OF CARPET TO INCLUDE ADD'L MAT'L FOR ALIGNING PATTERN REPEATS, CARPET TO RUN ONE DIRECTION, UNO.
CR1-9	GUIDELINES FOR IAG DURING INSTALLATION DELIVERY & INSTALLATION SCHEDULES COORDINATE W/ OWNER.
CR1-10	INSTALLATION: ROLLING, REFER TO MANUFACTURER RECOMM'D FOR ROLLER HEIGHT. ROLLIN SHOULD BE PERFORMED TO PRESS THE TILE INTO ADHESIVE.



4/20/22
HANNERY & ASSOCIATES, ARCHITECTS
 1726 South Hillside, Wichita, Kansas 67211
 Phone (316) 683-9865
 Fax (316) 684-1441

2022 GENESIS HEALTH CLUBS
SOUTHBRIDGE MALL
 1111 East Army Post Road
 Des Moines, Iowa 50315



DRAWINGS ISSUED		
NO.	DATE	ITEM ISSUED
10	4/20/22	ADDENDUM #2
4	2/11/22	PERMIT SET
5	1/25/22	CHECK SET
7	12/15/21	CHECK SET
6	9/24/21	CHECK SET
3	8/21/21	SITE PLAN REVIEW
4	7/21/21	UDRB SUBMITTAL
3	1/08/21	MILESTONE DEV. PLAN
2	5/25/21	CONCEPT, DEV. PLAN
1	3/20/21	CONCEPT, DEV. PLAN

COMPUTER DRAWING
 DMS_A802.dwg

DATE: AUGUST 2021
 DRAWN BY: CHECKED BY:
 MH, CH, DH, TH, TC MRH

SHEET
A8.2
 OF SHEETS