

4/12/22
HANNAY & ASSOCIATES, ARCHITECTS
 1726 South Hillside, Wichita, Kansas 67211
 Phone (316) 683-8985
 Fax (316) 684-1441

2022 GENESIS HEALTH CLUBS
SOUTHBRIDGE MALL
 1111 East Army Post Road
 Des Moines, Iowa 50315

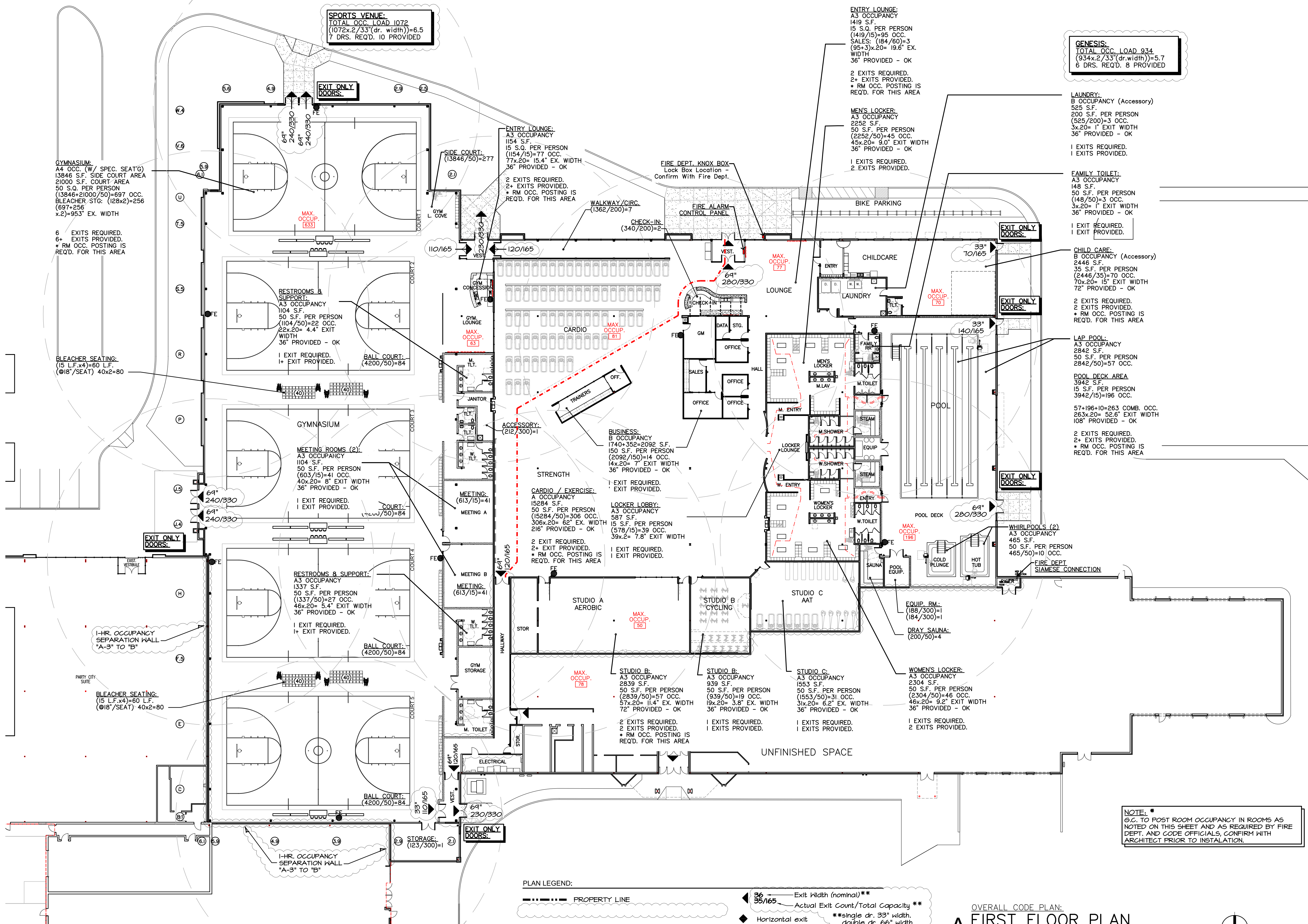


DRAWINGS ISSUED			
NO.	DATE	ITEM	ISSUED
11	4/12/22	ADDENDUM 1	
10	3/25/22	CODE REVISIONS	
4	2/11/22	PERMIT SET	
8	1/25/22	CHECK SET	
7	12/15/21	CHECK SET	
6	9/24/21	CHECK SET	
5	8/21/21	SITE PLAN REVIEW	
4	7/21/21	UDRB SUBMITTAL	
3	1/08/21	MILESTONE DEV. PLAN	
2	5/25/21	CONCEPT, DEV. PLAN	
1	3/20/21	CONCEPT, DEV. PLAN	

COMPUTER DRAWING
 DMS_CODE_4.dwg

DATE: AUGUST 2021
 DRAWN BY: CHECKED BY:
 MH, CH, DH, TH, TC MRH

SHEET
CODE 4
 OF SHEETS



GENESIS:
 TOTAL OCC. LOAD 934
 (934x.2/33"(dr.width))=5.7
 6 DRS. REQ'D. 8 PROVIDED

LAUNDRY:
 B OCCUPANCY (Accessory)
 525 S.F.
 200 S.F. PER PERSON
 (525/200)=3 OCC.
 3x.20= 1' EXIT WIDTH
 36" PROVIDED - OK
 1 EXITS REQUIRED.
 1 EXITS PROVIDED.

FAMILY TOILET:
 A3 OCCUPANCY
 148 S.F.
 50 S.F. PER PERSON
 (148/50)=3 OCC.
 3x.20= 1' EXIT WIDTH
 36" PROVIDED - OK
 1 EXIT REQUIRED.
 1 EXIT PROVIDED.

CHILD CARE:
 B OCCUPANCY (Accessory)
 2446 S.F.
 35 S.F. PER PERSON
 (2446/35)=70 OCC.
 70x.20= 15' EXIT WIDTH
 72" PROVIDED - OK
 2 EXITS REQUIRED.
 2 EXITS PROVIDED.
 * RM OCC. POSTING IS REQ'D. FOR THIS AREA

LAP POOL:
 A3 OCCUPANCY
 2842 S.F.
 50 S.F. PER PERSON
 (2842/50)=57 OCC.

POOL DECK AREA
 3942 S.F.
 15 S.F. PER PERSON
 (3942/15)=196 OCC.
 57+196+10=263 COMB. OCC.
 263x.20= 52.6" EXIT WIDTH
 108" PROVIDED - OK
 2 EXITS REQUIRED.
 2+ EXITS PROVIDED.
 * RM OCC. POSTING IS REQ'D. FOR THIS AREA

WHIRL POOLS (2)
 A3 OCCUPANCY
 465 S.F.
 50 S.F. PER PERSON
 (465/50)=10 OCC.

ENTRY LOUNGE:
 A3 OCCUPANCY
 1419 S.F.
 15 S.Q. PER PERSON
 (1419/15)=95 OCC.
 SALES: (184/60)=3
 (95+3)x.20= 19.6" EX. WIDTH
 36" PROVIDED - OK
 2 EXITS REQUIRED.
 2+ EXITS PROVIDED.
 * RM OCC. POSTING IS REQ'D. FOR THIS AREA

MENS LOCKER:
 A3 OCCUPANCY
 2252 S.F.
 50 S.F. PER PERSON
 (2252/50)=45 OCC.
 45x.20= 9.0" EXIT WIDTH
 36" PROVIDED - OK
 1 EXITS REQUIRED.
 2 EXITS PROVIDED.

FIRE DEPT. KNOX BOX
 Lock Box Location - Confirm With Fire Dept.

FIRE ALARM CONTROL PANEL

WALKWAY/CIRC.
 (1362/200)=7

CHECK-IN:
 (340/200)=2

SALES

OFFICE

OFFICE

OFFICE

OFFICE

OFFICE

OFFICE

OFFICE

OFFICE

OFFICE

OFFICE

OFFICE

OFFICE

OFFICE

OFFICE

OFFICE

OFFICE

ENTRY LOUNGE:
 A3 OCCUPANCY
 1154 S.F.
 15 S.Q. PER PERSON
 (1154/15)=77 OCC.
 77x.20= 15.4" EX. WIDTH
 36" PROVIDED - OK
 2 EXITS REQUIRED.
 2+ EXITS PROVIDED.
 * RM OCC. POSTING IS REQ'D. FOR THIS AREA

SIDE COURT:
 (13846/50)=277

GYM COVE

GYM CONCESSION

GYM LOUNGE

GYM

GYM

GYM

GYM

GYM

GYM

GYM

GYM

GYM

GYM

GYM

GYM

GYM

GYM

GYM

GYM

SPORTS VENUE:
 TOTAL OCC. LOAD 1072
 (1072x.2/33"(dr. width))=6.5
 7 DRS. REQ'D. 10 PROVIDED

EXIT ONLY DOORS:

EXIT ONLY DOORS:

EXIT ONLY DOORS:

EXIT ONLY DOORS:

EXIT ONLY DOORS:

EXIT ONLY DOORS:

EXIT ONLY DOORS:

EXIT ONLY DOORS:

EXIT ONLY DOORS:

EXIT ONLY DOORS:

EXIT ONLY DOORS:

EXIT ONLY DOORS:

EXIT ONLY DOORS:

EXIT ONLY DOORS:

EXIT ONLY DOORS:

EXIT ONLY DOORS:

EXIT ONLY DOORS:

EXIT ONLY DOORS:

EXIT ONLY DOORS:

EXIT ONLY DOORS:

EXIT ONLY DOORS:

EXIT ONLY DOORS:

EXIT ONLY DOORS:

GYMNASIUM:
 A4 OCC. (W/ SPEC. SEAT)
 13846 S.F. SIDE COURT AREA
 21000 S.F. COURT AREA
 50 S.Q. PER PERSON
 (13846+21000/50)=697 OCC.
 BLEACHER STG: (128x2)=256
 (697+256
 x.2)=953" EX. WIDTH

6 EXITS REQUIRED.
 6+ EXITS PROVIDED.
 * RM OCC. POSTING IS REQ'D. FOR THIS AREA

BLEACHER SEATING:
 (15 L.F.x4)=60 L.F.
 (18"/SEAT) 40x2=80

RESTROOMS & SUPPORT:
 A3 OCCUPANCY
 1104 S.F.
 50 S.F. PER PERSON
 (1104/50)=22 OCC.
 22x.20= 4.4" EXIT WIDTH
 36" PROVIDED - OK
 1 EXIT REQUIRED.
 1+ EXIT PROVIDED.

MEETING ROOMS (2):
 A3 OCCUPANCY
 1104 S.F.
 50 S.F. PER PERSON
 (1104/50)=22 OCC.
 40x.20= 8" EXIT WIDTH
 36" PROVIDED - OK
 1 EXIT REQUIRED.
 1 EXIT PROVIDED.

RESTROOMS & SUPPORT:
 A3 OCCUPANCY
 1337 S.F.
 50 S.F. PER PERSON
 (1337/50)=27 OCC.
 46x.20= 5.4" EXIT WIDTH
 36" PROVIDED - OK
 1 EXIT REQUIRED.
 1+ EXIT PROVIDED.

RESTROOMS & SUPPORT:
 A3 OCCUPANCY
 1337 S.F.
 50 S.F. PER PERSON
 (1337/50)=27 OCC.
 46x.20= 5.4" EXIT WIDTH
 36" PROVIDED - OK
 1 EXIT REQUIRED.
 1+ EXIT PROVIDED.

RESTROOMS & SUPPORT:
 A3 OCCUPANCY
 1337 S.F.
 50 S.F. PER PERSON
 (1337/50)=27 OCC.
 46x.20= 5.4" EXIT WIDTH
 36" PROVIDED - OK
 1 EXIT REQUIRED.
 1+ EXIT PROVIDED.

RESTROOMS & SUPPORT:
 A3 OCCUPANCY
 1337 S.F.
 50 S.F. PER PERSON
 (1337/50)=27 OCC.
 46x.20= 5.4" EXIT WIDTH
 36" PROVIDED - OK
 1 EXIT REQUIRED.
 1+ EXIT PROVIDED.

PLAN LEGEND:

--- PROPERTY LINE

36/35/165 Exit Width (nominal)**
 Actual Exit Count/Total Capacity**

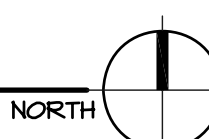
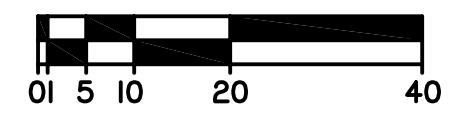
Horizontal exit **single dr. 33" width, double dr. 66" width.

Accessible Exit

FE Fire Extinguisher Cabinet
 75 ft. Max. Travel Dist.

Fire Hydrant (Exist on Site)

OVERALL CODE PLAN:
A FIRST FLOOR PLAN
 SCALE: 1" = 20'-0"



INDICATES THE MAX. OCCUPANCY LOAD SIGN THAT IS TO BE PROVIDED AND INSTALLED BY THE GENERAL CONTRACTOR. THE FORMAT AND LOCATION THIS WILL BE POSTED SHALL BE APPROVED BY THE FIRE DEPARTMENT AND BUILDING CODE OFFICIALS.

NOTE:
 * S.C. TO POST ROOM OCCUPANCY IN ROOMS AS NOTED ON THIS SHEET AND AS REQUIRED BY FIRE DEPT. AND CODE OFFICIALS, CONFIRM WITH ARCHITECT PRIOR TO INSTALLATION.