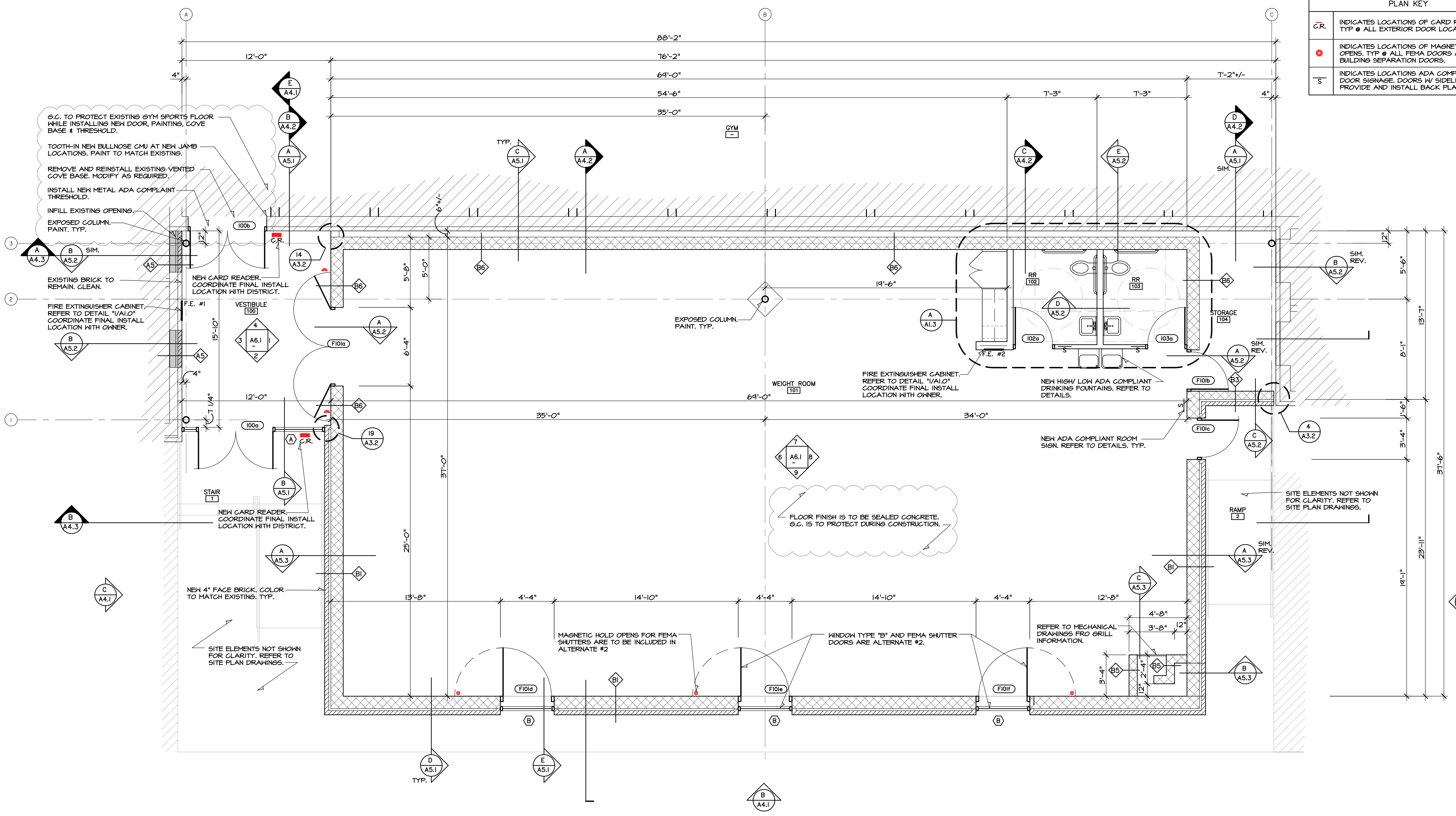


| PLAN KEY | |
|----------|--|
| C.R. | INDICATES LOCATIONS OF CARD READERS. TYP. @ ALL EXTERIOR DOOR LOCATIONS. |
| • | INDICATES LOCATIONS OF MAGNETIC HOLD OPENS, TYP. @ ALL FEMA DOORS AND BUILDING SEPARATION DOORS. |
| S | INDICATES LOCATIONS ADA COMPLAINT DOOR SIGNAGE, DOORS W/ SIDELIGHTS, PROVIDE AND INSTALL BACK PLATES, TYP. |

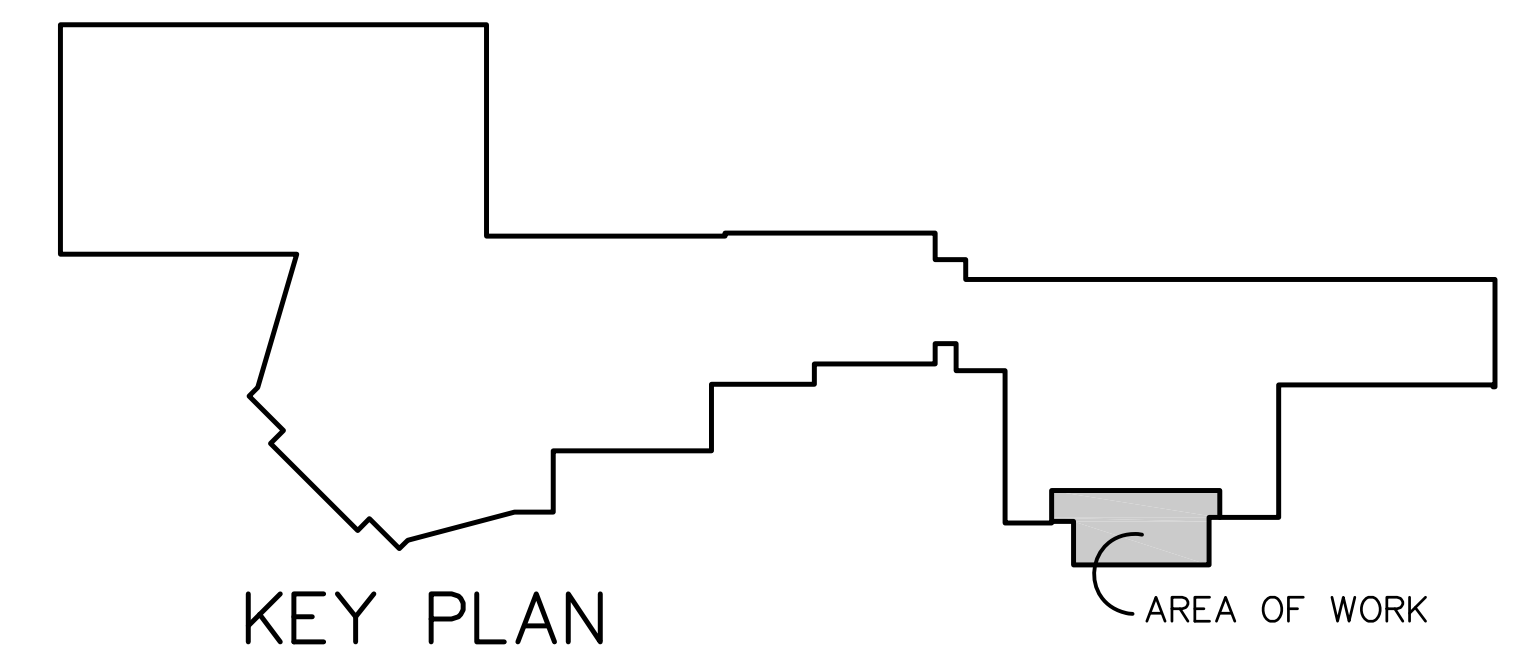
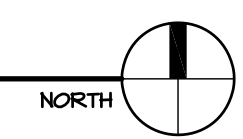


HANNEY & ASSOCIATES, ARCHITECTS
 1726 South Hillside, Wichita, Kansas, 67211
 Phone (316) 883-8985
 Fax (316) 884-1441
 www.hanarchitects.com

2021
UDALL HIGH SCHOOL
FEMA SHELTER ADDITION
UNIFIED SCHOOL DISTRICT #463



A ENLARGED FLOOR PLAN
 SCALE: 1/4" = 1'-0"



| DRAWINGS ISSUED | | |
|-----------------|-------|-----------------|
| NO. | DATE | ITEM ISSUED |
| 8 | 2/18 | ADDENDUM 1 |
| 7 | 1/25 | ISSUED FOR BIDS |
| 6 | 1/11 | BOE REVIEW |
| 5 | 11/24 | BOE REVIEW |
| 4 | 11/9 | BOE REVIEW |
| 3 | 10/26 | REVIEW |
| 2 | 10/16 | REVIEW |
| 1 | 10/08 | REVIEW |

COMPUTER DRAWING

DATE: OCTOBER 2020
 DRAWN BY: MH, CH
 CHECKED BY: MRH

SHEET
A1.2
 OF 1 SHEETS